

KEDIA ADVISORY



# DAILY BULLION REPORT

21 Aug 2024

- BULLDEX
- GOLD
- SILVER



Kedia Stocks & Commodities Research Pvt. Ltd.

Research Advisory | White Labelling | Digital Marketing



21 Aug 2024

### BULDEX SNAPSHOT

Commodity	Expiry	Open	High	Low	Close	% Change
MCXBULLDEX	27-Aug-24	17971.00	18133.00	17955.00	18051.00	0.47
MCXBULLDEX	24-Sep-24	18118.00	18118.00	18116.00	18117.00	0.17

### BULLION SNAPSHOT

Commodity	Expiry	Open	High	Low	Close	% Change
GOLD	4-Oct-24	71530.00	72272.00	71403.00	71777.00	0.27
GOLD	5-Dec-24	72005.00	72700.00	71834.00	72245.00	0.33
GOLDMINI	5-Sep-24	71049.00	71777.00	70995.00	71340.00	0.28
GOLDMINI	4-Oct-24	71500.00	72236.00	71425.00	71762.00	0.30
SILVER	5-Sep-24	84800.00	85840.00	84348.00	84730.00	0.46
SILVER	5-Dec-24	87000.00	88380.00	86898.00	87214.00	0.40
SILVERMINI	30-Aug-24	84040.00	85612.00	84040.00	84525.00	-15.74
SILVERMINI	29-Nov-24	87111.00	88350.00	86874.00	87252.00	2.18

### OPEN INTEREST SNAPSHOT

Commodity	Expiry	% Change	% Oi Change	Oi Status
MCXBULLDEX	27-Aug-24	0.47	9.89	Fresh Buying
MCXBULLDEX	24-Sep-24	0.17	50.00	Fresh Buying
GOLD	4-Oct-24	0.27	0.71	Fresh Buying
GOLD	5-Dec-24	0.33	5.30	Fresh Buying
GOLDMINI	5-Sep-24	0.28	-1.02	Short Covering
GOLDMINI	4-Oct-24	0.30	-0.04	Short Covering
SILVER	5-Sep-24	0.46	-7.29	Short Covering
SILVER	5-Dec-24	0.40	7.79	Fresh Buying
SILVERMINI	30-Aug-24	0.45	-15.74	Short Covering
SILVERMINI	29-Nov-24	0.42	2.18	Fresh Buying

### INTERNATIONAL BULLION SNAPSHOT

Commodity	Open	High	Low	Close	% Change
Gold \$	2503.74	2531.72	2497.39	2512.98	0.52
Silver \$	29.41	29.97	29.21	29.45	-0.06

### RATIOS

Ratio	Price	Ratio	Price	Ratio	Price
Gold / Silver Ratio	84.71	Silver / Crudeoil Ratio	13.77	Gold / Copper Ratio	89.73
Gold / Crudeoil Ratio	11.66	Silver / Copper Ratio	105.92	Crudeoil / Copper Ratio	7.69

## Important levels for Jewellery/Bullion Dealers



Booking Price for Sellers	Booking Price for Buyers
72087.00	71467.00
72297.00	71257.00



Booking Price for Sellers	Booking Price for Buyers
85450.00	84010.00
86210.00	83250.00



Booking Price for Sellers	Booking Price for Buyers
83.98	83.62
84.20	83.40




Booking Price for Sellers	Booking Price for Buyers
2529.70	2504.40
2542.60	2491.50



Booking Price for Sellers	Booking Price for Buyers
29.87	29.05
30.18	28.74

Click here for download Kedia Advisory **Special Research** Reports



**Technical Snapshot**



**BUY GOLD OCT @ 71500 SL 71300 TGT 71800-72000. MCX**

**Observations**

Gold trading range for the day is 70950-72680.

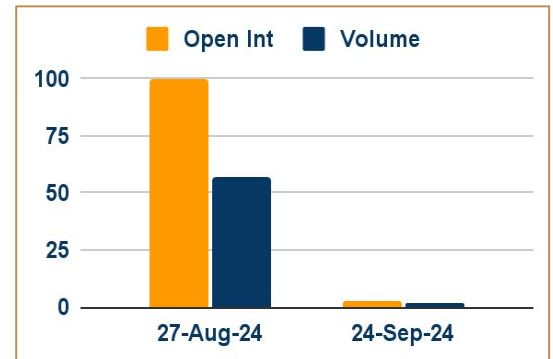
Gold rose amid a weaker dollar and bets Fed will cut interest rates in September.

Holdings of SPDR Gold Trust, jumped to their highest in seven months at 859 tons.

Swiss July gold exports rose to the highest since April.

Russia's gold reserves stood at 75.1 million troy ounces as of the start of August, the central bank said.

**OI & Volume**



**Spread**

GOLD DEC-OCT	468.00
GOLDMINI OCT-SEP	422.00

**Trading Levels**

Commodity	Expiry	Close	R2	R1	PP	S1	S2
GOLD	4-Oct-24	71777.00	72680.00	72225.00	71815.00	71360.00	70950.00
GOLD	5-Dec-24	72245.00	73125.00	72685.00	72260.00	71820.00	71395.00
GOLDMINI	5-Sep-24	71340.00	72150.00	71745.00	71370.00	70965.00	70590.00
GOLDMINI	4-Oct-24	71762.00	72620.00	72195.00	71810.00	71385.00	71000.00
Gold \$		2512.98	2548.33	2530.61	2514.00	2496.28	2479.67

**Technical Snapshot**



**BUY SILVER SEP @ 84200 SL 83600 TGT 85000-85600. MCX**

**Observations**

Silver trading range for the day is 83485-86465.

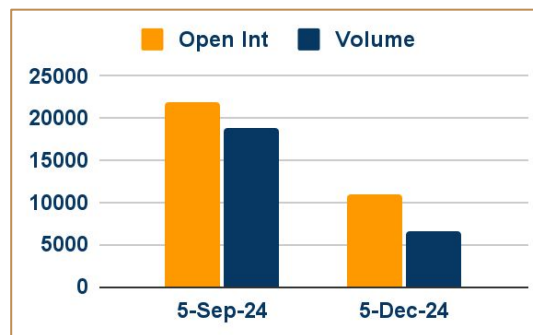
Silver rose amid expectations that Fed will start cutting interest rates in September.

A chorus of Fed officials warned about rising risks to the labor market and the broader economy in the US

Australian miner Perth Mint reported that its silver product sales surged 91% month-on-month to 939,473 ounces in July, the highest level since February.

Markets are currently pricing in nearly 100 basis points in total Fed easing this year

**OI & Volume**



**Spread**

SILVER DEC-SEP	2484.00
SILVERMINI NOV-AUG	2727.00

**Trading Levels**

Commodity	Expiry	Close	R2	R1	PP	S1	S2
SILVER	5-Sep-24	84730.00	86465.00	85600.00	84975.00	84110.00	83485.00
SILVER	5-Dec-24	87214.00	88975.00	88090.00	87495.00	86610.00	86015.00
SILVERMINI	30-Aug-24	84525.00	86295.00	85410.00	84725.00	83840.00	83155.00
SILVERMINI	29-Nov-24	87252.00	88965.00	88105.00	87490.00	86630.00	86015.00
Silver \$		29.45	30.30	29.87	29.54	29.11	28.78

Gold rose amid a weaker dollar and bets the U.S. Federal Reserve will cut interest rates in September. The dollar wobbled near a seven-month low on bets the U.S. central bank will start cutting interest rates from next month, with traders bracing for comments from Federal Reserve Chair Jerome Powell on Friday. Swiss July gold exports rose to the highest since April as higher supplies to India and Britain offset reduced shipments to China, customs data showed.

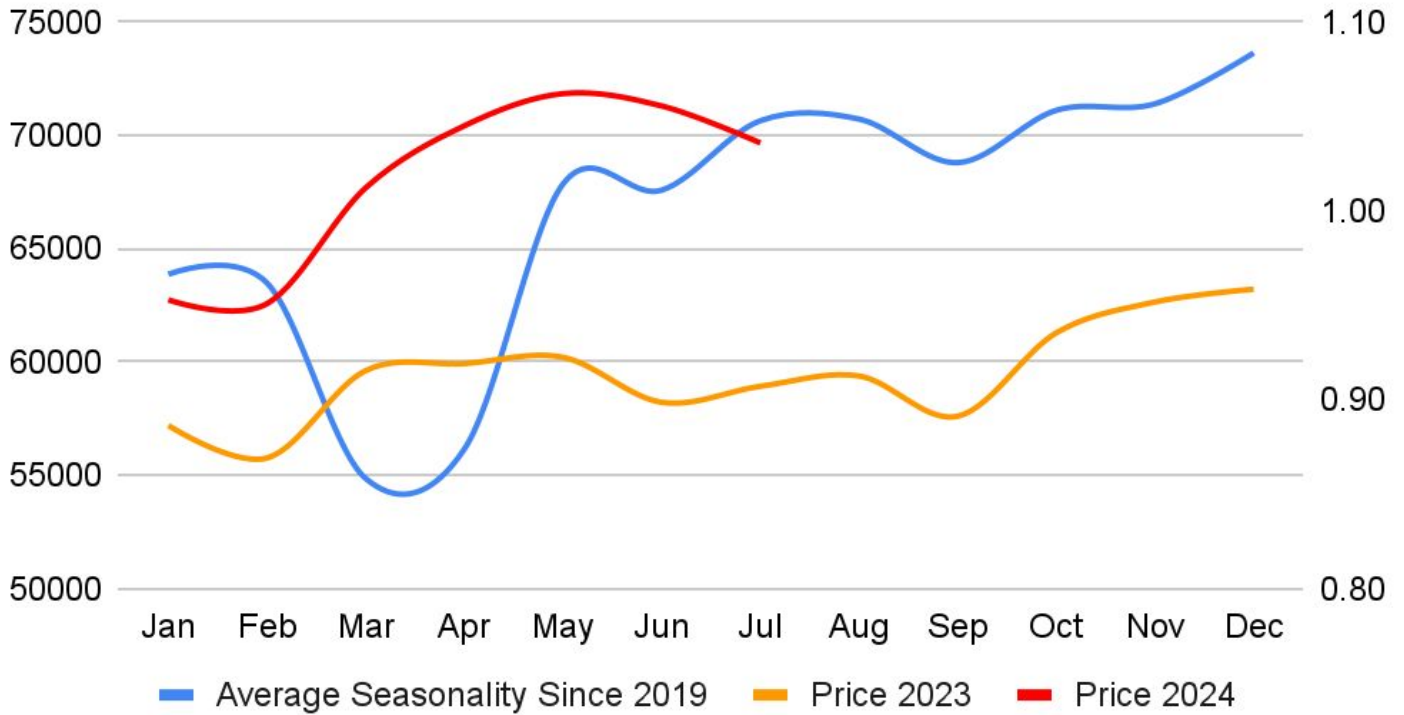
High prices keep buyers on sidelines in key hubs - Gold dealers in India were forced to offer discounts as a recent price increase dampened retail purchases, while demand also remained lacklustre in other key Asian hubs. Indian dealers offered a discount of up to \$3 an ounce over official domestic prices, down from the previous week's premium of \$9. In China, dealers were offering a discount of \$8.5 to a \$5 premium an ounce on international spot price. Premiums were as high as \$18 last week. In Singapore, bullion was sold between a discount of \$0.75 to \$2.2 premium per ounce. Meanwhile, in Japan, gold was sold at par and at \$1 discount to \$2 premiums in Hong Kong.

Swiss July gold exports hit highest since April with higher supplies to India, UK - Swiss July gold exports rose to the highest since April as higher supplies to India and Britain offset reduced shipments to China, customs data from the world's biggest bullion refining and transit hub showed. In India, the world's second-largest gold consumer and a major importer, demand received a boost from July's reduction of the state gold import tax to the lowest in 11 years. With spot gold prices up 22% so far this year, Swiss gold exports to top consumer China and Hong Kong fell month-on-month in July, while deliveries to Turkey remained weak, the data showed.

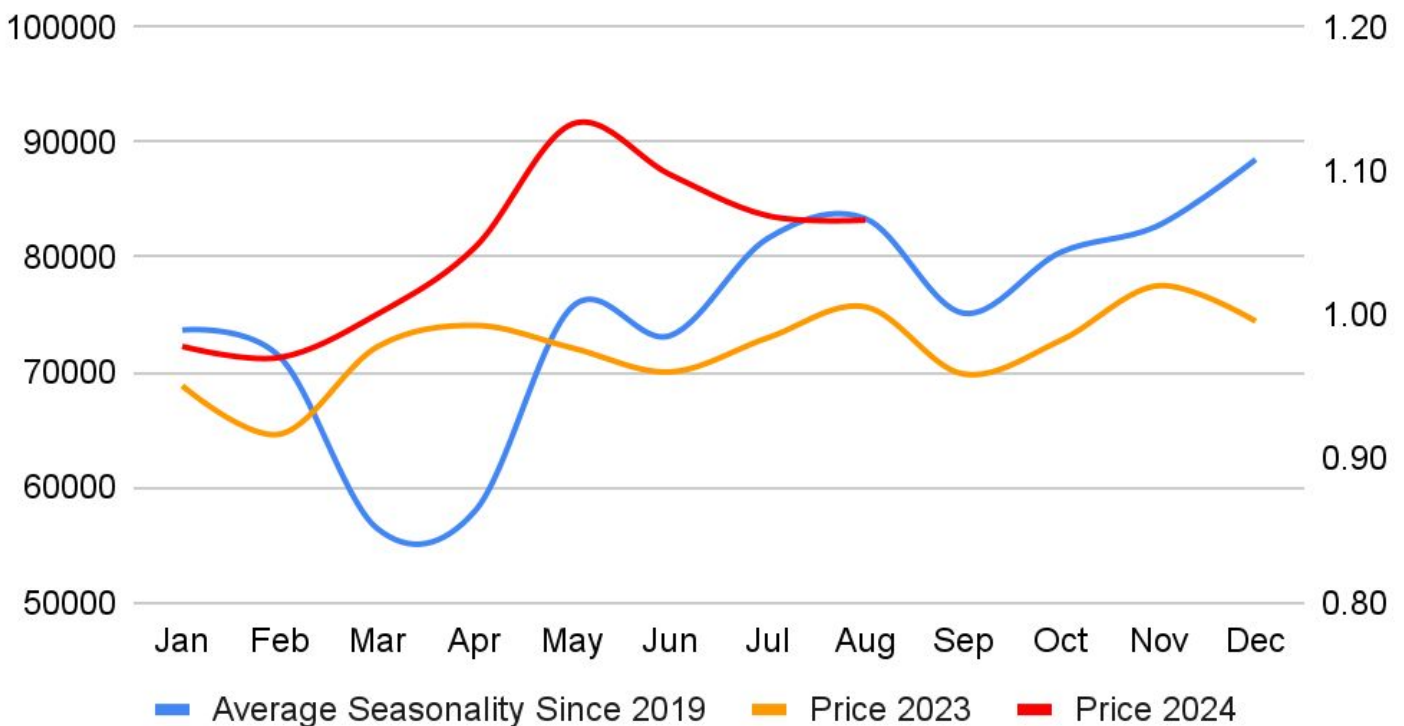
China issues new gold import quotas after pause - Several Chinese banks have been given new gold import quotas from the central bank, anticipating revived demand despite record high prices. The new quotas, aimed at helping the People's Bank of China (PBOC) control how much bullion enters the world's leading consumer of the precious metal, were granted in August after a two-month pause largely due to slower physical demand in the wake of a bullish market. China's central bank held back on buying gold for its reserves for a third straight month in July and gold holdings stood at 72.8 million fine troy ounces at the end of last month. The PBOC was the world's largest single buyer of gold in 2023, with net purchases of 7.23 million ounces, according to the World Gold Council (WGC).

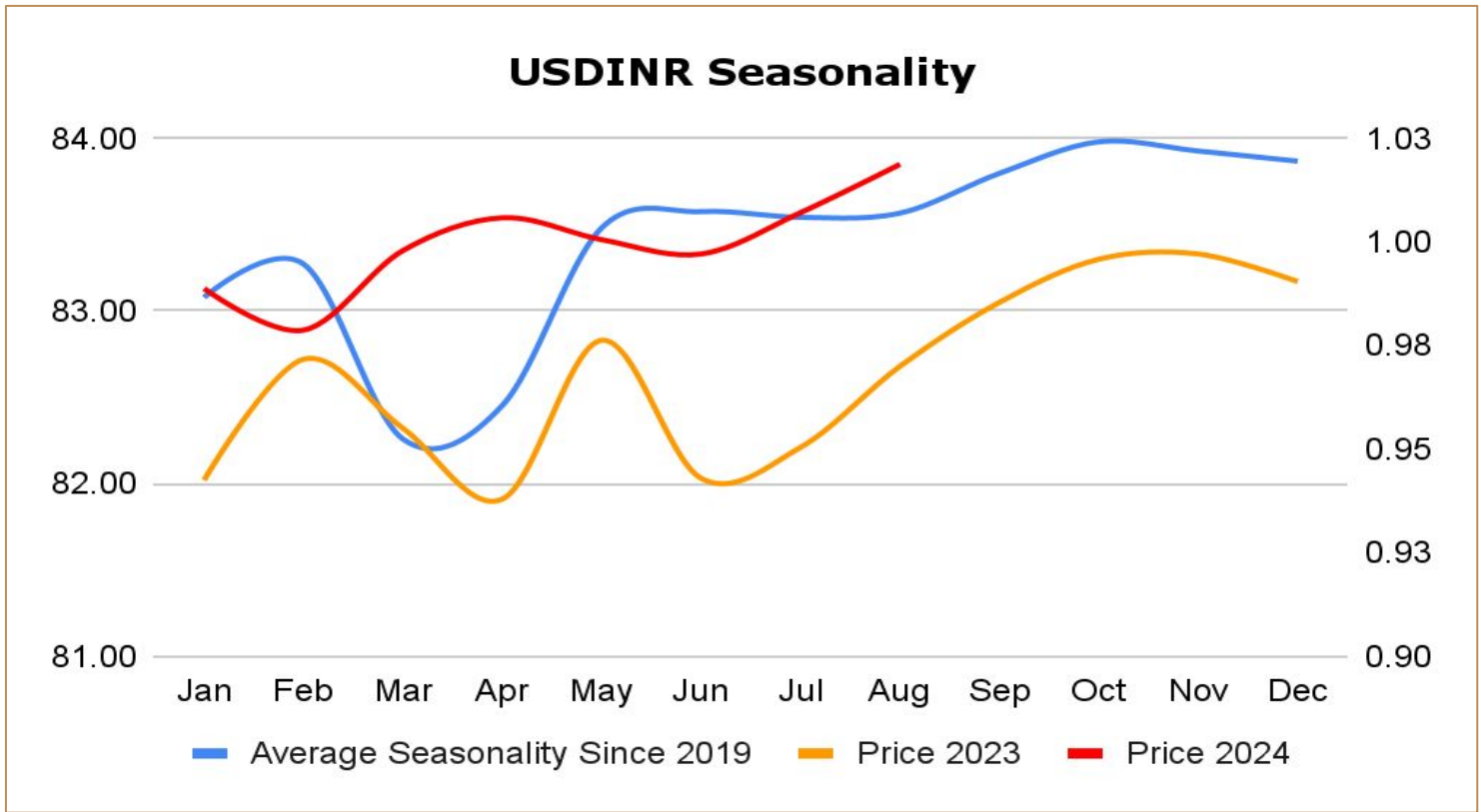
India's duty cut to revive gold demand after weak June quarter, World Gold Council says - India's gold demand in the June quarter fell 5% from a year ago, but consumption in the second half of 2024 is set to improve due to a correction in local price following a steep reduction in import taxes, the World Gold Council (WGC) said. The recent 9 percentage point reduction in import duty on gold, implemented before the main festival season beginning in September, is expected to revive gold demand, further supported by good monsoon rains. India slashed import duties on gold to 6% from 15%, a move industry officials said could lift retail demand and help cut smuggling. India's gold consumption in the April-June quarter fell 5% to 149.7 metric tons, as a 17% fall in jewellery demand offset a 46% rise in the investment demand during the quarter, the WGC said.

### Gold Seasonality



### Silver Seasonality





## Weekly Economic Data

Date	Curr.	Data
Aug 19	GBP	Rightmove HPI m/m
Aug 19	USD	FOMC Member Waller Speaks
Aug 19	USD	CB Leading Index m/m
Aug 20	CNY	1-y Loan Prime Rate
Aug 20	CNY	5-y Loan Prime Rate
Aug 20	EUR	German PPI m/m
Aug 20	EUR	Current Account
Aug 20	EUR	Final Core CPI y/y
Aug 20	EUR	Final CPI y/y
Aug 21	GBP	Public Sector Net Borrowing
Aug 21	USD	Crude Oil Inventories
Aug 21	USD	FOMC Meeting Minutes
Aug 22	EUR	French Flash Manufacturing PMI

Date	Curr.	Data
Aug 22	EUR	German Flash Services PMI
Aug 22	EUR	Flash Manufacturing PMI
Aug 22	EUR	Flash Services PMI
Aug 22	GBP	Flash Manufacturing PMI
Aug 22	GBP	Flash Services PMI
Aug 22	GBP	CBI Industrial Order Expectations
Aug 22	USD	Unemployment Claims
Aug 22	USD	Flash Manufacturing PMI
Aug 22	USD	Flash Services PMI
Aug 22	EUR	Consumer Confidence
Aug 22	USD	Existing Home Sales
Aug 22	USD	Natural Gas Storage
Aug 23	GBP	GfK Consumer Confidence





## DISCLAIMER

KEDIA ADVISORY

This Report is prepared and distributed by Kedia Stocks & Commodities Research Pvt Ltd. Our SEBI REGISTRATION NUMBER - INH000006156. for information purposes only. The recommendations, if any, made herein are expressions of views and/or opinions and should not be deemed or construed to be neither advice for the purpose of purchase or sale through KSCRPL nor any solicitation or offering of any investment /trading opportunity. These information/opinions/ views are not meant to serve as a professional investment guide for the readers. No action is solicited based upon the information provided herein. Recipients of this Report should rely on information/data arising out of their own investigations. Readers are advised to seek independent professional advice and arrive at an informed trading/investment decision before executing any trades or making any investments. This Report has been prepared on the basis of publicly available information, internally developed data and other sources believed by KSCRPL to be reliable. KSCRPL or its directors, employees, affiliates or representatives do not assume any responsibility for or warrant the accuracy, completeness, adequacy and reliability of such information/opinions/ views. While due care has been taken to ensure that the disclosures and opinions given are fair and reasonable, none of the directors, employees, affiliates or representatives of KSCRPL shall be liable for any direct, indirect, special, incidental, consequential, punitive or exemplary damages, including lost profits arising in any way whatsoever from the information/opinions/views contained in this Report. The possession, circulation and/or distribution of this Report may be restricted or regulated in certain jurisdictions by appropriate laws. No action has been or will be taken by KSCRPL in any jurisdiction (other than India), where any action for such purpose (s) is required. Accordingly, this Report shall not be possessed, circulated and/ or distributed in any such country or jurisdiction unless such action is in compliance with all applicable laws and regulations of such country or jurisdiction. KSCRPL requires such a recipient to inform himself about and to observe any restrictions at his own expense, without any liability to KSCRPL. Any dispute arising out of this Report shall be subject to the exclusive jurisdiction of the Courts in India.

**KEDIA ADVISORY**

**KEDIA STOCKS & COMMODITIES RESEARCH PVT LTD**

Mumbai, India

SEBI REGISTRATION NUMBER - INH000006156

For more details, please contact: +91 93234 06035 / 96195 51022

Email: [info@kediaadvisory.com](mailto:info@kediaadvisory.com)

Regd.Off.: 1, 2, 3 & 4, 1st Floor, Tulip Bldg, Flower Valley Complex, Khadakpada Circle,  
Kalyan-(W), Mumbai-421301